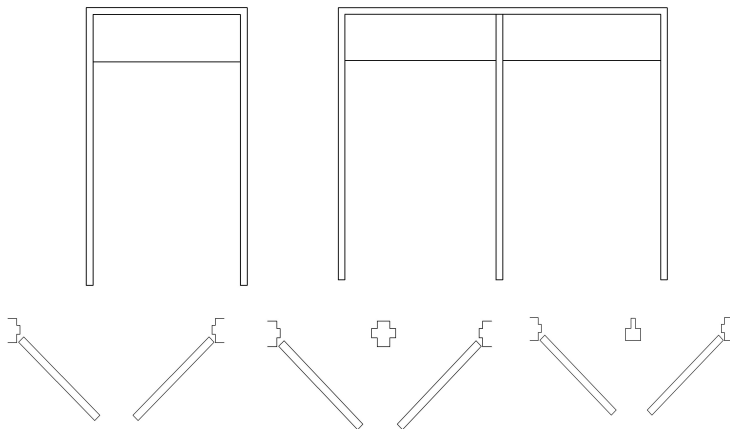


# FRAMES WITH 1-3/4" (44mm) TRANSOM PANELS WITHOUT TRANSOM MULLION



## PRODUCT

3 hour (maximum) fire door frame and 1-3/4" (44 mm) thick fixed or removable panel used with 1-3/4" (44 mm) thick fire doors swinging singly or in pairs. Note: Flush panel may be provided without applied astragal in ratings up to 1-1/2 hour. For 3 hour rated flush panels an applied overlapping or integral astragal is required.

## MAXIMUM DOOR & PANEL OPENING

Singles: 4'0" x 11'4" (1219 x 3454 mm)

Pairs: 8'0" x 11'2" (2438 x 3404 mm)

## MAXIMUM LEAF SIZE

4'0" x 9'0" (1219 x 2743 mm)

## MAXIMUM PANEL SIZE

Singles: 4'0" x 4'6" (1219 x 1372 mm)

Pairs: 8'0" x 4'0" (2438 x 1219 mm)

Note: The most common application for this type of frame utilizes a head above the panel. However, frames are available where the jambs are terminated at the top of the panel and a head is not required.

## VERTICAL MULLIONS

Welded vertical mullions at doors for between or behind the door applications are permitted.

## ANCHORS

Anchors are available for new or existing masonry, poured concrete, structural steel, wood and steel studs partitions.

## HARDWARE

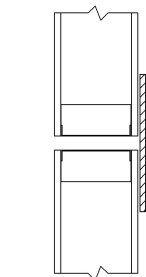
Flush bolts required on inactive leaf or pairs. Fire exit devices are approved for use with transom panels.

## SPECIFICATIONS

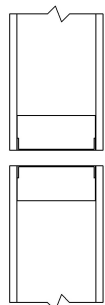
Frame and panel shall be fabricated from hot rolled, cold rolled, galvanized or galvanized steel. For all other design and construction requirements consult individual member companies.

## PROFILES

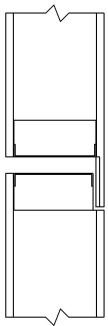
Single or double rabbet jambs, heads and vertical mullions.



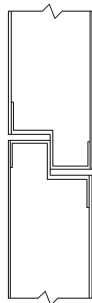
Flush with  
Applied Astragal



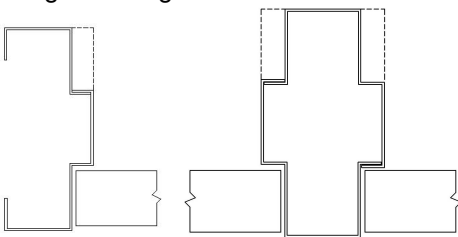
Flush without  
Astragal



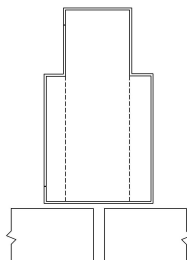
Flush with  
Integral Astragal



Rabbetted



Welded Mullion  
Between Doors



Welded Mullion  
Behind Doors

Jamb or Head



150 Division Drive  
Wilmington, NC 28401  
www.CustomMetalProductsNC.com

Revised 051607

Phone: 866-893-3338  
Fax: 866-963-1355  
Info@CustomMetalProducts.bz